



CONFIRMED  
JANUARY 1984

*Incorporating  
amendments issued  
March 1978  
(AMD 2483) and  
September 1983  
(AMD 4390)*

# Fire tests on building materials and structures —

## Part 4: Non-combustibility test for materials

UDC 699.81:620.1

## Cooperating Organizations

The Fire Standards Committee, under whose supervision this British Standard was prepared, consists of representatives from the following Government departments and scientific and industrial organizations:

Board of Trade*	Institution of Civil Engineers
County Councils Association	Institution of Fire Engineers*
Department of Employment and Productivity*	Institution of Municipal Engineers*
Fire Extinguisher Trades Association	Ministry of Housing and Local Government*
Chief Fire Officers' Association*	Ministry of Public Building and Works*
Fire Offices Committee*	Ministry of Technology
Fire Protection Association*	Ministry of Technology—Joint Fire Research*
Greater London Council*	Organization and Fire Offices Committee
Greater London Council (London Fire Brigade)	National Council of Building Material Producers
Home Office*	Royal Institute of British Architects*
Industrial Fire Protection Association of Great Britain	

The Government departments and scientific and industrial organizations marked with an asterisk in the above list, together with the following, were directly represented on the committee entrusted with the preparation of this British Standard:

Association of British Roofing Felt Manufacturers	Imported Fibre Building Board Federation
British Constructional Steelwork Association	Leathercloth and Coated Fabrics Manufacturers
British Fire Services Association	Mastic Asphalt Employers Federation
British Plastics Federation	Ministry of Technology—Forest Products Research Laboratory
British Rubber Manufacturers Association Ltd.	National Coal Board
British Steel Industry	National Federation of Building Trades Employers
Building Board Manufacturers Association of Great Britain	Rubber and Plastics Research Association of Great Britain
Confederation of British Industry	Timber Research and Development Association
Department of Education and Science	United Kingdom Atomic Energy Authority
Felt Roofing Contractors Advisory Board	Wood Wool Building Slab Manufacturers Association
Fibre Building Board Development Organisation Ltd.	Individual manufacturers
Gypsum Plasterboard Development Association	

This British Standard, having been approved by the Fire Standards Committee and endorsed by the Chairman of the Building Divisional Council, was published under the authority of the Executive Board on 26 January, 1970.

© BSI 12-1998

BS 476 first published in December, 1932.  
First revision, 1953.  
Part 4 first published January, 1970.

The following BSI references relate to the work on this standard:  
Committee reference FSM/1, FSM/1/11  
Draft for comment 67/28189

SBN 580 05694 5

### Amendments issued since publication

Amd. No.	Date	Comments
2483	March 1978	
4390	September 1983	Indicated by a sideline in the margin

---

# Contents

	Page
Co-operating organizations	Inside front cover
General Foreword	ii
<hr/>	
1 Scope	1
2 Definitions	1
3 Size and number of specimens	1
4 Preparation of specimens	1
5 Conditioning of specimens	1
6 Apparatus	1
7 Test procedure	2
8 Designation of non-combustibility	2
9 Test report	2
<hr/>	
Figure 1 — General arrangement of non-combustibility apparatus	3
Figure 2 — Furnace and specimen thermocouple	4
Figure 3 — Specimen holder	5
<hr/>	

## General foreword

In order to keep abreast of progress in the industries concerned, British Standards are subject to periodical review. Suggestions for improvements will be recorded and in due course brought to the notice of the committees charged with the revision of the standards to which they refer.

A complete list of British Standards, numbering over 9,000, fully indexed and with a note of the contents of each, will be found in the BSI Catalogue which may be purchased from BSI Sales Department. The Catalogue may be consulted in many public libraries and similar Institutions.

This standard makes reference to the following British Standard:

BS 4422, Glossary of terms associated with fire.

BS 476 was first published as a single volume in 1932. A revision was published in three parts as follows:

- *Part 1:1953: Fire tests on building materials and structures;*
- *Part 2:1955: Flammability test for thin flexible materials;*
- *Part 3:1958: External fire exposure roof test.*

In the present revision the three sections of Part 1, covering tests for combustibility of materials, surface spread of flame on materials and fire resistance of structures, have been prepared as separate parts and given new part numbers. As each of these parts is issued it will supersede the corresponding section of Part 1. Part 2:1955 is being withdrawn as a result of publication of BS 2782, "Methods of testing plastics", Part 5, "Miscellaneous methods", which includes Method 508, "Flammability". In order to avoid confusion none of the new parts will be numbered 1 or 2. Part 3:1958 is under revision. Additional parts for ignitability and fire propagation tests are in preparation.

This in effect means that the standard will comprise the following parts:

- *Part 3: External fire exposure roof tests;*
- *Part 4: Non-combustibility test for materials;*
- *Part 5: Ignitability test for materials;*
- *Part 6: Fire propagation test for materials;*
- *Part 7: Surface spread of flame test for materials;*
- *Part 8: Fire resistance tests for elements of building construction.*

Other tests being studied may result in the issue of further parts.

The need for a glossary covering terms used in BS 476 has been established and this will be published separately as a British Standard glossary of terms and definitions associated with fire.

### Foreword

The present standard replaces the combustibility test specified in BS 476-1.1:1953 and is issued under the authority of the Fire Standards Committee. The test has been revised and renamed in the light of practical experience in the United Kingdom and of joint investigation and discussion in an international context. The name "non-combustibility test" was thought on balance to be more logical than "combustibility test" and in line with the proposals of the International Organization for Standardization (ISO).

Consideration was given to the possibility of using a bomb calorimeter but it was decided not to recommend a test on this basis. The new test recommends that a continuous recording of the furnace temperature is made and requires observations as to whether a sample produces a flame. Materials are classified as combustible or non-combustible by identifying those which make little or no thermal contribution to the heat of the furnace and do not produce a flame, and by calling the remainder "combustible".

Three samples are required instead of six as in the earlier test, but the sample size remains practically unchanged. A long steel cone is now attached to the bottom of the testing furnace to act as an air-flow stabilizer.

As part of BSI's programme of metrication this standard is expressed in metric terms.

The metric values are given in SI units. For further information reference should be made to BS 3763<sup>1)</sup> and PD 5686<sup>2)</sup>.

A British Standard does not purport to include all the necessary provisions of a contract. Users of British Standards are responsible for their correct application.

**Compliance with a British Standard does not of itself confer immunity from legal obligations.**

### Summary of pages

This document comprises a front cover, an inside front cover, pages i to iv, pages 1 to 5 and a back cover.

This standard has been updated (see copyright date) and may have had amendments incorporated. This will be indicated in the amendment table on the inside front cover.

---

<sup>1)</sup> BS 3763, "International System (SI) units".

<sup>2)</sup> PD 5686, "The use of SI units".



## 1 Scope

This British Standard specifies a method of test for determining whether building materials are non-combustible within the meaning of the definition.

Materials used in the construction and finishing of buildings or structures are classified “non-combustible” or “combustible” according to their behaviour in the “non-combustibility test”.

This test is intended for building materials<sup>3)</sup>, whether coated or not, but it is not intended to apply to the coating alone.

## 2 Definitions

For the purposes of this British Standard, the definitions given in BS 4422<sup>4)</sup> apply.

## 3 Size and number of specimens

Three specimens shall be prepared, each with the following dimensions:

width and breadth	40 mm/ $^{+0}_{-2}$ mm,
height	50 ± 3 mm,
volume	80 0 ± 5 0 cm <sup>3</sup> .

## 4 Preparation of specimens

If the thickness of the material is less than the height as specified in Clause 3, each specimen shall be made of a sufficient number of layers to achieve this thickness. These layers shall occupy a horizontal position in the specimen holder and shall be held together firmly, without compression, by means of fine steel wires to prevent air gaps between layers. The density of the specimen shall be representative of the density of the material.

For composite materials of a thickness such that an integral number of layers cannot be put together to give a specimen of the specified size (see Clause 3), the specimen shall be prepared to the required thickness by adjusting the thicknesses of the different components so that their proportions in the specimen shall be the same as those in the material. If it is not possible to follow either procedure in the preparation of the specimens, tests shall be performed on the individual component layers of the material and reported accordingly.

<sup>3)</sup> Doubts have been expressed about the validity of the test as applied to materials less than 50 kg/m<sup>3</sup> density and further studies are necessary on the subject.

<sup>4)</sup> BS 4422, “Glossary of terms associated with fire”, Part 1, “The phenomenon of fire”.

## 5 Conditioning of specimens

Before test, the specimens shall be dried in a ventilated oven at 60 ± 5 °C for 24 h and then cooled to ambient temperature in a desiccator containing anhydrous calcium chloride.

## 6 Apparatus

**6.1 General.** Before the commencement of a test it is necessary to ensure that the air stabilizer is internally clean. The apparatus shall not be placed in a part of the laboratory where it might be exposed to draughts, or to lighting which would make observation of flaming difficult.

**6.2 Furnace.** The apparatus shall be a tubular electric furnace comprising a tube of refractory material of a density between 1 500 and 3 200 kg/m<sup>3</sup>, an internal diameter of 75 mm, a height of 150 mm and an overall wall thickness between 10 and 13 mm. The furnace shall be located within an insulated surround as shown in Figure 1.

To the underside of the furnace shall be attached a cone-shaped air-flow stabilizer, 500 mm long and reducing from 75 mm internal diameter at the top to 9 mm internal diameter at the lower end. The stabilizer cone shall be made of steel sheet, approximately 1 mm thick, and finished smooth on the inside, particular attention being given to the joint with the furnace, which should be a close, airtight fit and finished smooth internally. At the open top of the furnace a draught shield shall be provided; it shall be made of the same material as the stabilizer cone, with an internal diameter of 75 mm and a height of 50 mm.

The electric winding of the furnace shall be so arranged that a vertical zone of at least 60 mm length in the central part of the empty furnace maintains the operating temperature, uniform to within ± 10 °C as measured by the thermocouple located 10 mm from the wall (see Figure 2). This uniformity can be achieved either by having closer windings at the two ends of the furnace tube or by means of separate windings at the two ends regulated independently of the central section. To minimize temperature fluctuations in the furnace it is necessary to use a voltage stabilizer in the circuit able to maintain voltage within ± 0.5 % of the nominal value.

**NOTE** When the furnace is mounted on a stand with the lower end of the air flow stabilizer near floor level, draughts are likely to disturb the air flow in the furnace and lead to temperature fluctuation. This can be overcome by the provision of shields, consisting of boards 4–5 mm thick, fixed around the stand to a height of approximately 550 mm from the floor.



**6.3 Specimen holder and insertion device.** The specimen shall be placed in a holder made of nichrome or heat resisting steel wire of 1.0–1.5 mm diameter, a fine metal gauze tray of heat resisting steel being placed in the bottom, as shown in Figure 3. The weight of the holder assembly shall not exceed 20 g. This holder shall be suspended from the lower end of an adjustable tube of heat resisting steel, which has an outside diameter of approximately 6 mm and an internal diameter of 2 mm. The specimen insertion device shall consist essentially of a metallic rod moving freely in a vertical tube fitted to the side of the furnace, the heat resisting steel tube with the specimen holder being fixed by means of a space bar to the sliding rod. This device shall be so designed and operated that the specimen is inserted into the furnace quickly and without any mechanical shock. During the test the specimen holder shall occupy a predetermined position in the furnace, in the middle of the constant temperature zone and equidistant from the walls.

**6.4 Temperature measurement.**

Mineral-insulated stainless-steel-sheathed thermocouples shall be used, having an external diameter of 1.5 mm, with nickel/chromium v. nickel/aluminium thermocouple elements of 0.3 mm nominal diameter. The junction shall be of the insulated type.

The furnace thermocouple shall be located in its correct position by means of small steel spacers attached to the top and bottom edges of the draught shield and having 2.5 mm diameter holes. For temperature observation it is desirable to use a temperature recorder, say of 1 000 degC range, which will give a continuous measurement during the test.

The temperature measuring equipment shall have an accuracy of at least 0.5 %.

## 7 Test procedure

The test shall be carried out in the furnace described in Clause 6. The furnace temperature shall be measured by the thermocouple, positioned so that its hot junction is 10 mm from the wall of the furnace and at mid-height of the specimen. A second thermocouple shall be placed in the centre of the specimen, inserted from the top through a 2 mm diameter hole drilled, where necessary, for this purpose. This shielded thermocouple shall maintain contact with the material at the bottom.

The furnace shall be heated and its temperature stabilized at  $750 \pm 10$  °C for a minimum period of 10 min. The specimen shall then be inserted in the furnace, the whole operation being performed in not more than 5 s. A record shall be made for a further 20 min of the temperature of the two thermocouples by means of a continuous recorder; the occurrence and duration of any flaming in the furnace shall be noted. The stabilized heating current shall be maintained unchanged for the period of the test.

## 8 Designation of non-combustibility

The material shall be deemed non-combustible if, during the test, none of the three specimens either

- 1) causes the temperature reading from either of the two thermocouples to rise by 50 degC or more above the initial furnace temperature, or
- 2) is observed to flame continuously for 10 s or more inside the furnace.

Otherwise, the material shall be deemed combustible.

## 9 Test report

The test report shall include the following information:

- 1) Name or identification mark of material.
- 2) Brief description of material.
- 3) Density of material.
- 4) Date of receipt of material.
- 5) Date or dates of test.
- 6) Test results.
- 7) Designation of material as combustible or non-combustible, according to the test criteria.

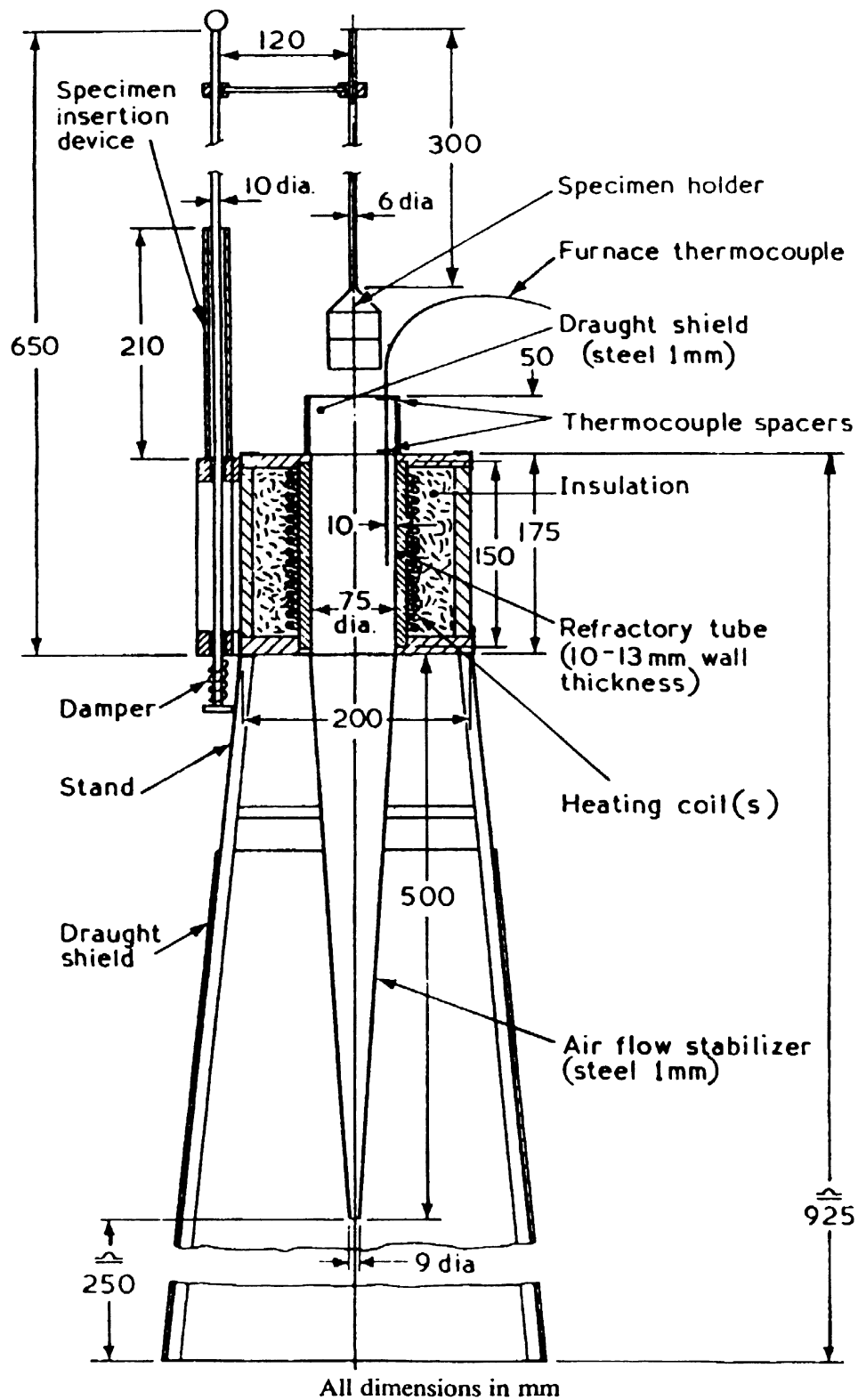


Figure 1 — General arrangement of non-combustibility apparatus

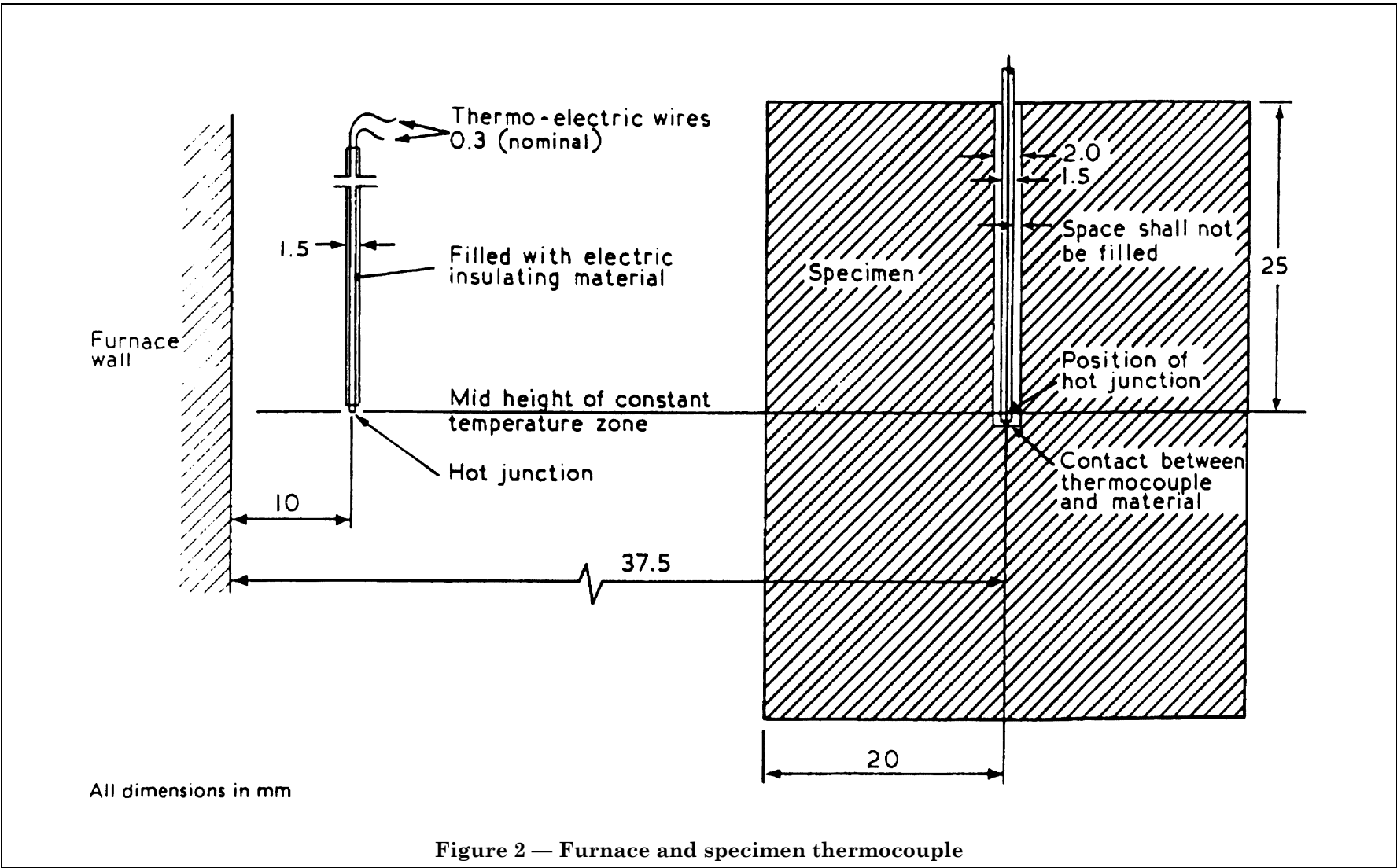
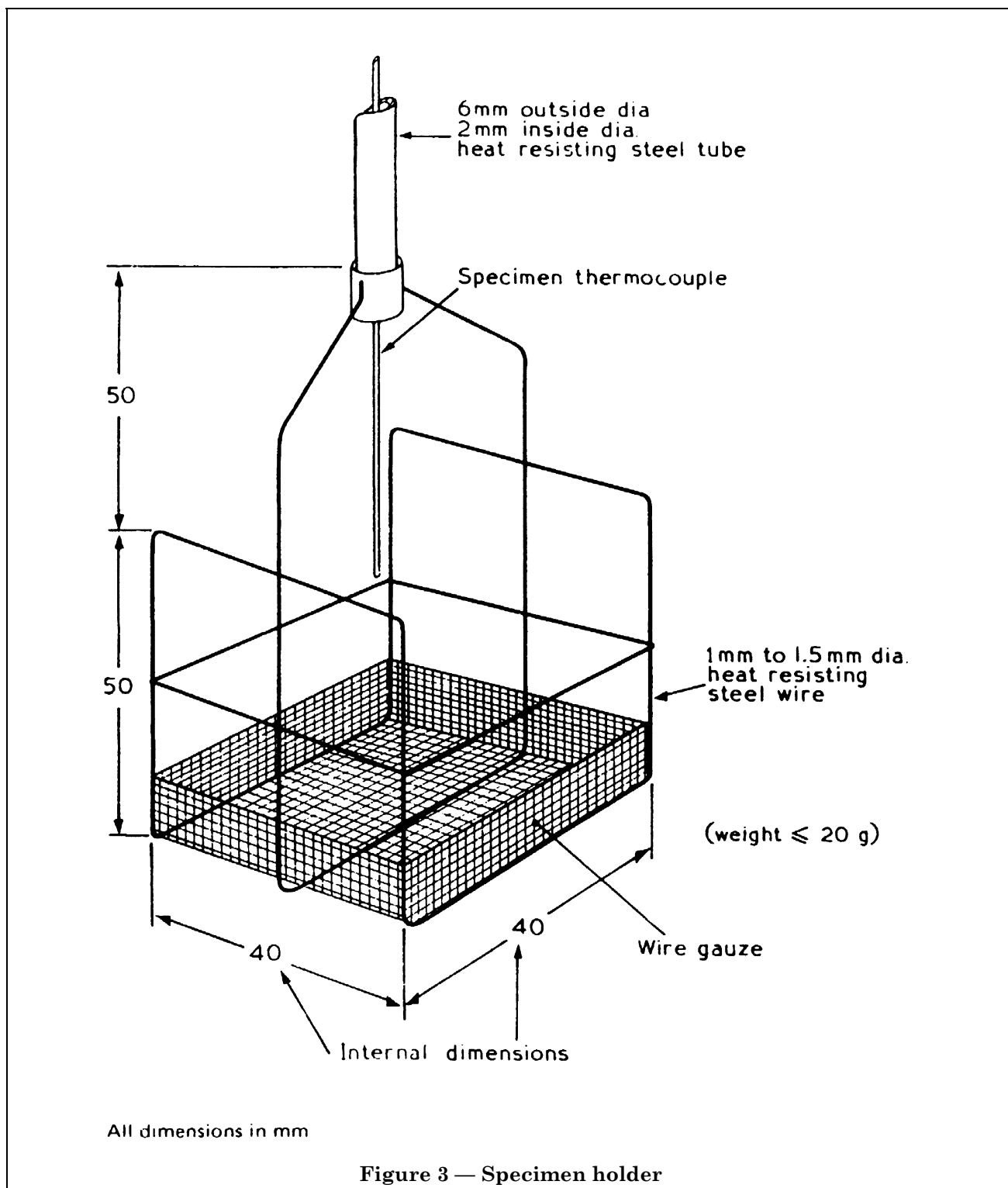


Figure 2 — Furnace and specimen thermocouple



---

# BSI — British Standards Institution

BSI is the independent national body responsible for preparing British Standards. It presents the UK view on standards in Europe and at the international level. It is incorporated by Royal Charter.

## Revisions

British Standards are updated by amendment or revision. Users of British Standards should make sure that they possess the latest amendments or editions.

It is the constant aim of BSI to improve the quality of our products and services. We would be grateful if anyone finding an inaccuracy or ambiguity while using this British Standard would inform the Secretary of the technical committee responsible, the identity of which can be found on the inside front cover. Tel: 020 8996 9000. Fax: 020 8996 7400.

BSI offers members an individual updating service called PLUS which ensures that subscribers automatically receive the latest editions of standards.

## Buying standards

Orders for all BSI, international and foreign standards publications should be addressed to Customer Services. Tel: 020 8996 9001. Fax: 020 8996 7001.

In response to orders for international standards, it is BSI policy to supply the BSI implementation of those that have been published as British Standards, unless otherwise requested.

## Information on standards

BSI provides a wide range of information on national, European and international standards through its Library and its Technical Help to Exporters Service. Various BSI electronic information services are also available which give details on all its products and services. Contact the Information Centre. Tel: 020 8996 7111. Fax: 020 8996 7048.

Subscribing members of BSI are kept up to date with standards developments and receive substantial discounts on the purchase price of standards. For details of these and other benefits contact Membership Administration. Tel: 020 8996 7002. Fax: 020 8996 7001.

## Copyright

Copyright subsists in all BSI publications. BSI also holds the copyright, in the UK, of the publications of the international standardization bodies. Except as permitted under the Copyright, Designs and Patents Act 1988 no extract may be reproduced, stored in a retrieval system or transmitted in any form or by any means – electronic, photocopying, recording or otherwise – without prior written permission from BSI.

This does not preclude the free use, in the course of implementing the standard, of necessary details such as symbols, and size, type or grade designations. If these details are to be used for any other purpose than implementation then the prior written permission of BSI must be obtained.

If permission is granted, the terms may include royalty payments or a licensing agreement. Details and advice can be obtained from the Copyright Manager. Tel: 020 8996 7070.